

Optimizing Direct Air Capture (DAC) for Profitability and Climate Impact: A Comparative Study in New York and California

Elizabeth Dentzer, Zhiyuan Fan, Bolun Xu

Columbia University

Introduction: Direct Air Capture (DAC) technology, essential for combating climate change, needs profitable and low carbon footprint strategies for commercial adoption. This work compares two approaches for optimizing DAC system operations exposed to time-varying electricity price fluctuations, focusing on low-cost electricity periods and increasing net CO₂ reduction. Our study compares DAC deployments in New York (NY) and California (CA), highlighting the "duck curve" in California due to solar energy integration. Optimizing the DAC system with real-time electricity prices is crucial because operators can submit hourly bids based on the electricity price they are willing to accept for its operation.

Methods: The main difficulty in optimizing DAC operation is modeling the nonlinear absorption and desorption rate. To this end, we compare two optimization approaches: a mixed-integer linear programming (MILP) model provided by Zhiyuan Fan based on piecewise linearization of the nonlinear process, which requires commercial-grade solvers and is implemented in Julia, and a new custom in-house algorithm that directly deals with the nonlinear process implemented in MATLAB.

Results: When comparing simulations with similar pricing data (adjusted or unadjusted), the MILP model consistently makes more profit, but our in-house model is up to 745 times faster with a <5% difference in profit from the benchmark, making it useful for generating electricity demand bids. Incorporating CO₂ emission adjustments to the electricity price changes the DAC's profit and overall behavior, emphasizing the importance of considering climate factors in economic simulations. Seasonal variations also affected outcomes; the CA case excelled in summer due to solar power, while the NY case thrived in spring and fall.

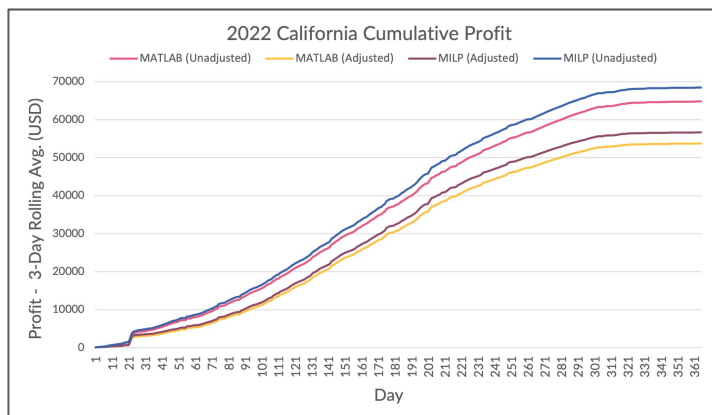


Figure 1. 2022 California Cumulative Profit

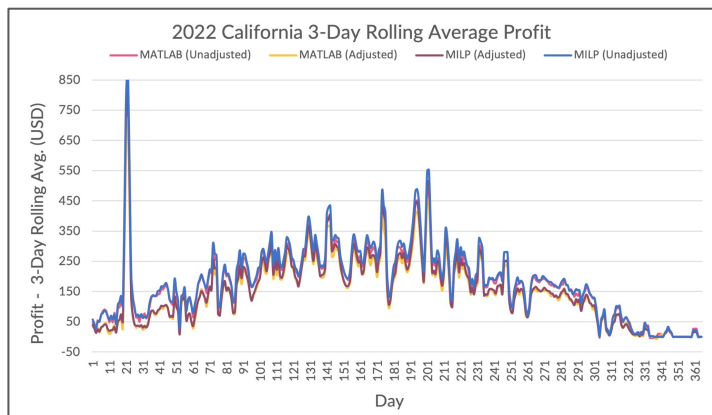


Figure 2. 2022 California 3-Day Rolling Average Profit

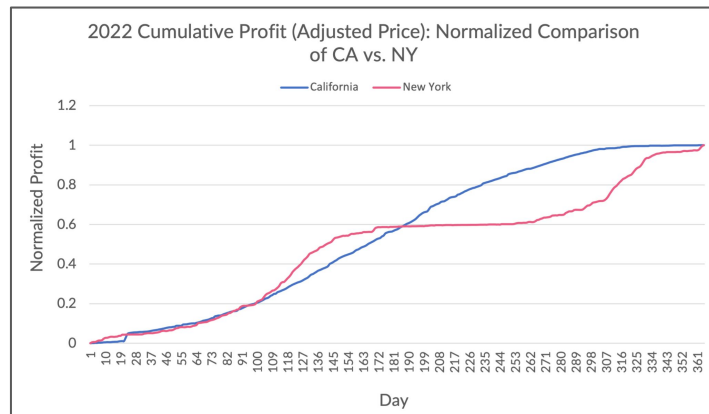


Figure 3. 2022 Cumulative Profit (Adjusted Price): Normalized Comparison of CA vs. NY

Conclusion: The study concludes that maximizing DAC profitability and climate benefits require strategic optimization and real-time pricing alignment.

References:

1. California ISO - Today's Outlook. (2023). <https://www.caiso.com/TodaysOutlook/Pages/default.aspx>
2. Interval Locational Marginal Prices—OASIS Prod—PUBLIC - 0. (2022). <http://oasis.caiso.com/mrioasis/logon.do>
3. IPCC. (2023). *Global Warming of 1.5 °C* —. <https://www.ipcc.ch/sr15/>
4. Koysoumpa, E. I., Bergins, C., & Kakaras, E. (2018). The CO₂ economy: Review of CO₂ capture and reuse technologies. *The Journal of Supercritical Fluids*, 132, 3–16. <https://doi.org/10.1016/j.supflu.2017.07.029>
5. Leonzio, G., Fennell, P. S., & Shah, N. (2022). A Comparative Study of Different Sorbents in the Context of Direct Air Capture (DAC): Evaluation of Key Performance Indicators and Comparisons. *Applied Sciences*, 12(5), Article 5. <https://doi.org/10.3390/app12052618>
6. McQueen, N., Gomes, K. V., McCormick, C., Blumanthal, K., Pisciotta, M., & Wilcox, J. (2021). A review of direct air capture (DAC): Scaling up commercial technologies and innovating for the future. *Progress in Energy*, 3(3), 032001. <https://doi.org/10.1088/2516-1083/abf1ce>
7. NYISO Real-Time Fuel Mix. (2022). <http://mis.nyiso.com/public/P-63list.htm>
8. NYISO Real-Time Market LBMP - Zonal. (2022). <http://mis.nyiso.com/public/P-24Alist.htm>
9. Wiegner, J. F., Grimm, A., Weimann, L., & Gazzani, M. (2022). Optimal Design and Operation of Solid Sorbent Direct Air Capture Processes at Varying Ambient Conditions. *Industrial & Engineering Chemistry Research*, 61(34), 12649–12667. <https://doi.org/10.1021/acs.iecr.2c00681>

Acknowledgements: Thank you to Zhiyuan Fan and Professor Bolun Xu for their mentorship and encouragement, which have been crucial to the success of this summer's research efforts.